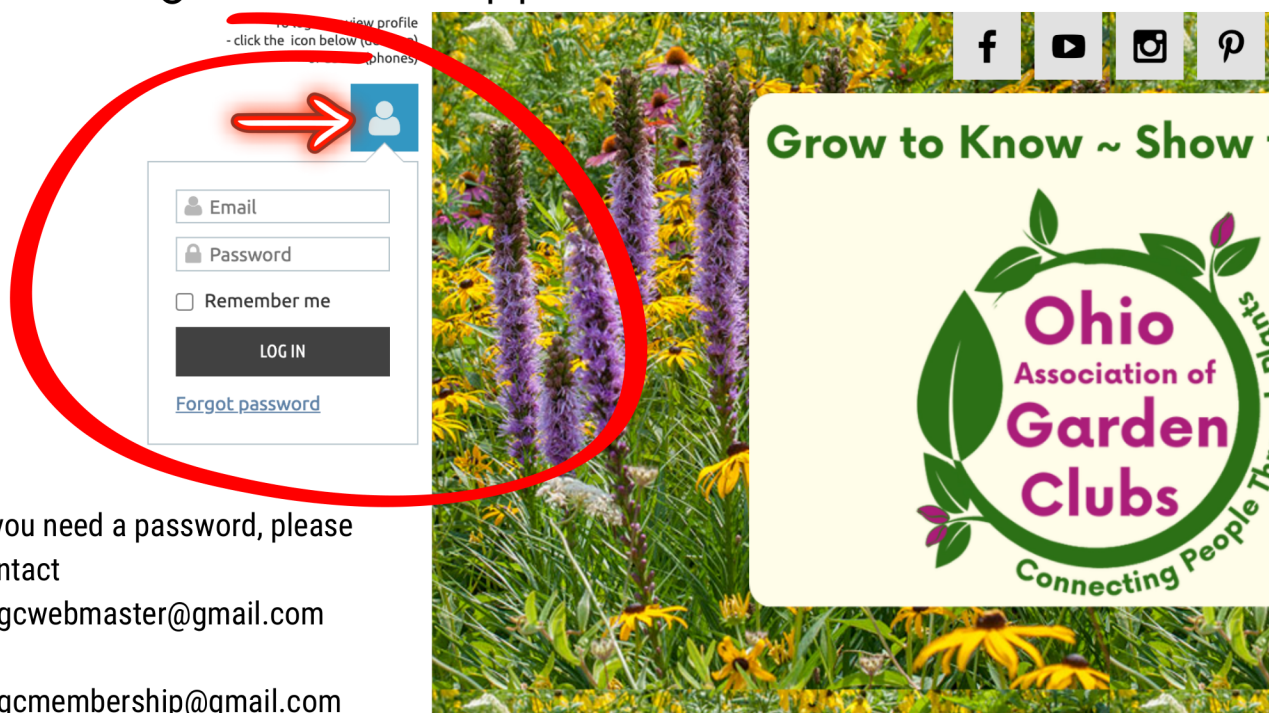


To log in to the OAGC website:


From a desktop or laptop computer, click on the blue person icon and the log in box will appear.



If you need a password, please contact
oagcwebmaster@gmail.com
or
oagcmembership@gmail.com

[HOME](#) [ABOUT US ▶](#) [RESOURCES ▶](#) [ARTICLES](#) [EVENTS ▶](#) [MEMBERS ▶](#) [JOIN US](#) [FIND A CLUB](#) [THE](#)

From there you will land on your Profile, which will look like this:

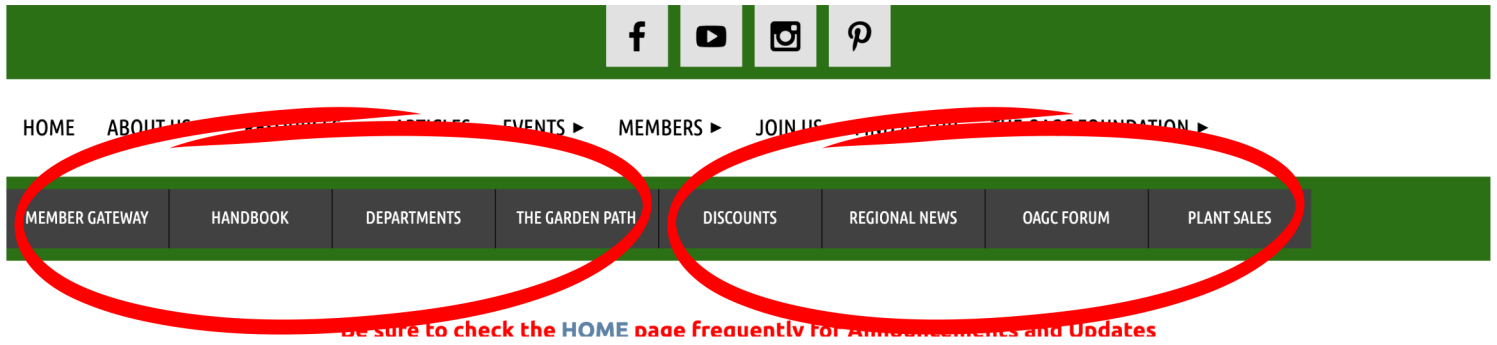


Be sure to check the [HOME](#) page frequently for Announcements and Updates

My profile

You can get back to your profile any time by clicking on the blue person icon and choosing to View Profile

Your profile page will have many useful links at the top of the screen



Such as the Member Gateway, which is where you will find many useful things such as forms, brochures and more

The Handbook for Garden Clubs is linked here

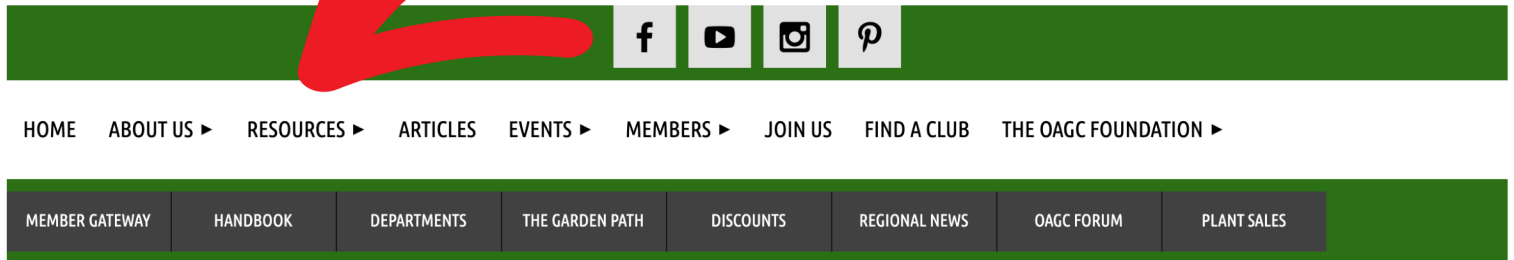

A link to the various Departments

The Garden Path link is found here.

The Discounts link will take you to the page that includes all the current discounts available to members

You will also find the links for Regional News, the OAGC Forum, and the yearly Plant Sales that clubs are putting on.

Many more good things can be found under the Resources menu:




Be sure to check the [HOME](#) page frequently for Announcements and Updates

My profile

Scroll down a little on your profile and you'll find your Membership Card:

My profile

 You have a bundle membership. Your bundle coordinator is **MARCIA LAWYER**

EDIT PROFILE

[My directory profile](#)

[Profile](#) [Privacy](#) [Email subscriptions](#) [Member photo albums](#) [My event registrations](#) [Invoices and payments](#) [Donations](#)

MEMBERSHIP DETAILS

Membership Card



[Image optimized for smartphones](#)

[Printable PDF](#)

You'll see that there is a link below the card to either save an image of it to your smartphone (if viewing on your phone) or to Print it out (Printable PDF)

If you want to add your picture to your Membership Card, then

Click on the **EDIT PROFILE** button

Then scroll down until you see the

"Your (headshot) Picture for Membership Card"

Upload your picture or change it here

Be sure to scroll back to the top after and click the **SAVE** button

Your (headshot) Picture for Membership Card



[Remove / change](#)