



# THE GARDEN PATH

the official publication of The Ohio Association of Garden Clubs Inc.  
Vol. LXXX No. 4 July – August – September 2009  
OAGC Website: [www.oagc.org](http://www.oagc.org)

## 2009 OAGC FOUNDATION SCHOLARSHIP WINNERS

Janet Evans, OAGC Foundation Secretary


Should we think in colors? Well, there's BLACK: global warming, a series of financial crises that boggle the mind, and drug wars. Or, there's GREEN: alternate fuel, a vegetable garden at the White House, and OAGC. Or, there's happy 😊 YELLOW: three scholarship winners for 2009. The OAGC Foundation Inc. is determined to encourage our bright young students to enter fields of study that promote GREEN.

The 2009 winners are: Heather Pariso, from Dover, OH (Region 8), will be an upper classman at OSU-ATI in the fall of 2009. She has been an 11 year 4-H club member, and has worked at a local garden center. She is an excellent, non-traditional student, who intends to work and attend college full time. Her goal is greenhouse production and management.




**Heather Pariso**

Our second student is Nicholas Fisher, Jackson, OH (Region 9). He is an upper classman at OSU in Columbus, studying landscaping and turf. He is an honor student, with 14 years in 4-H and plans to use his education in his home county.



**Nicholas Fisher**



**Hannah Long**

### DATES TO REMEMBER

OAGC Convention . . . . . July 13 - 15, 2009  
Ohio State Fair . . . . . July 29 - August 9, 2009  
Regional Directors' School . . August 10, 2009  
OAGC Trip . . . . . September 3 - 9, 2009  
Exhibitors' & Judges' School # 6 Sept. 21 - 22, 2009  
Fall State Board Meeting . Sept. 28 - 30, 2009

The third scholar is Hannah Long from Troy OH (Region 5), who will be a freshman this fall at OSU-ATI, Wooster. She traveled to England and Ireland to find a heart-felt interest in preserving our American farmland. Congratulations are due our scholarship winners and to all those OAGC members who actively support the Foundation.

**OAGC STATE OFFICERS  
2008-2010****PRESIDENT****Vicki Ferguson**2853 Circlewood Ln.  
Dayton OH 45458-9440  
937-885-6163  
vferguson@oagc.org**FIRST VICE PRESIDENT****Sharon Ware**4252 Waterfront Ct.  
Fairfield OH 45014-3584  
513-829-6566  
sware@oagc.org**SECOND VICE PRESIDENT****Mary Lee Minor**833 Arrowhead Dr  
Bucyrus OH 44820-2502  
419-562-6377  
mminor@oagc.org**THIRD VICE PRESIDENT****Peggy Case**400 US Highway 250 S  
New London OH 44851-9376  
419-929-6117  
pcase@oagc.org**SECRETARY****Marlene Purdy**5229 Arborfield Ct.  
Fort Wayne IN 46835-4636  
260-492-2653  
mpurdy@oagc.org**ASSISTANT SECRETARY****Stephanie Patrick**407 Ridgedale Dr.  
Circleville OH 43113-1442  
740-474-8661  
spatrick@oagc.org**TREASURER****Sue Hamlet**6915 County Rd. 3  
Swanton OH 43558  
419-350-2107  
shamlet@oagc.org**OAGC STATE CHAIRS  
2008-2010****DESIGN STUDY****Juanita Wilkins**13664 Kohler Rd.  
Wapakoneta OH 45895-8228  
419-738-3345  
jwilkins@oagc.org**EXHIBITORS' & JUDGES'****Jo Ann Graham**12515 Pleasant Valley Rd.  
Mount Vernon OH 43050-9145  
740-397-5156  
jgraham@oagc.org**FLOWER SHOWS****Eleanor Long**3644 County Rd. 15  
Ada OH 45810  
419-634-1260  
elong@oagc.org**GARDEN PATH EDITOR****Anita Roller**2130 Millersburg Rd.  
Wooster OH 44691-9460  
330-264-6617  
aroller@oagc.org**HORTICULTURE****Charlene Thornhill**427 Southbrooke Dr.  
Greenville OH 45331-1155  
937-548-3417  
cthornhill@oagc.org**JUNIOR GARDEN CLUBS****Kim Cromwell**120 Shawnee St.  
Greenville OH 45331-2529  
937-547-0899  
kcromwell@oagc.org**MEDIA****Susy Spence**125 E. Sharon Rd.  
Cincinnati OH 45246-4526  
513-772-2936  
sspence@oagc.org**MEMBERSHIP****Donna Foss**2491 N County Rd. 198  
Fremont OH 43420-9459  
419-334-8452  
dfoss@oagc.org**NATURE /BEAUTIFICATION****Kathy Martino**6440 Lambert Rd.  
Orient OH 43146-9224  
614-877-9194  
kmartino@oagc.org**PLANT PROMOTION****Roxanne Malone**5224 Pisgah Ridge Rd.  
Ripley OH 45167-8622  
937-392-1345  
rmalone@oagc.org**PROGRAM & THERAPY****Martha Singleman**1393 Highland Dr.  
Greenville OH 45331-2726  
937-547-0376  
msingleman@oagc.org**PUBLICITY****Margie Graft**1201 Meyers Dr.  
Newark OH 43055-1729  
740-366-3982  
mgraft@oagc.org**REGIONAL DIRECTORS 2007-2009****REGION 1****Bonnie Eddy**225 Orchard Lane  
Napoleon OH 43545  
419-599-5795  
beddy@oagc.org**REGION 2****Rosa Wollenhaupt**2800 Dutch Hollow Rd.  
Elida OH 45807-1307  
419-339-2130  
rwohlenhaupt@oagc.org**REGION 3****Sue Keck**2917 Woodway Ave.  
Dayton OH 45405  
937-278-3154  
skeck@oagc.org**REGION 4****Lois Kingsley**4971 Potomac Dr.  
Fairfield OH 45014  
513-863-0266  
lkingsley@oagc.org**REGION 5****Deborah Graham**10764 State Route 559  
N. Lewisburg OH 43060  
937-747-2474  
dgraham@oagc.org**REGION 6****Robin Wuertz**309 County Road 244  
Fremont OH 43420  
419-547-0602  
rwuertz@oagc.org**REGION 7****Virginia Sharp**Box 3772  
Mansfield OH 44907  
419-756-5172  
vsharp@oagc.org**REGION 8****Kathleen Bennett**8752 Cedar Hills Rd.  
Cambridge OH 43725  
740-439-5489  
kbennett@oagc.org**REGION 9****Virginia Bennett**1145 Daylight Dr.  
Reynoldsburg OH 43068  
614-864-3205  
vbennett@oagc.org**REGION 10****Anna Cardenas**2435 Edgewood Dr.  
Portsmouth OH 45662  
740-353-7326  
acardenas@oagc.org**REGION 11****Joy Baumgard**550 Barrett South  
Vincent OH 45784  
740-678-2670  
jbaumgard@oagc.org**REGION 12****Nina Cleaver**P O Box 418  
Mt. Pleasant OH 43939  
740-769-2465  
ncleaver@oagc.org**REGION 14****Neva Rutt**6186 Ely Rd.  
Wooster OH 44691  
330-263-7997  
nrutt@oagc.org**REGION 16****Janet Walker**1320 Merribrook Court  
Fairborn OH 45324  
937-879-2480  
jwalker@oagc.org**WHERE DO I SEND IT?**

**Send all address changes, missed Garden Path concerns and membership dues** (\$5/club members, \$10/members-at-large) to State Membership Chair, Donna Foss.

**Send OAGC Sales orders** to Assistant Secretary, Stephanie Patrick.

**Send In Memoriam, Via the Grapevine & Stepping Stone** items to State Publicity Chair, Margie Graft.

**All donations to the OAGC Foundation** are tax exempt and should be sent to Foundation Treasurer, Jean Walton, address on page 3. Make checks payable to OAGC Foundation Inc.

**The President's Message**

President Vicki Ferguson

Hello Friends,

In June of 2004, my daughter Danielle graduated from Ohio University. Four weeks later she was married and six weeks after that, she and her new husband Adam left for a nearly two and 1/2 year term of service in The Peace Corps in Macedonia. I was fortunate to have the opportunity to travel there twice and even got to visit some of Bulgaria and Greece on a backpack-style budget. As a gardener, one of the first things I noticed was how much agriculture was present in and near the cities as well as in the countryside. If there was viable ground, you could be sure something would be growing out of it. Necessity demanded it.

The American author Orson Scott once said, "Unemployment is capitalism's way of getting you to plant a garden." Indeed, the recent hard economic times appear to have "fertilized" America's interest in gardening, particularly home vegetable gardening. The National Gardening Association, a non-profit organization for gardening education ([www.garden.org](http://www.garden.org)), reports that there is a 40% increase in homes growing vegetables in just the past two years. Seed companies such as Burpee, Park Seeds and Ferry-Morse can attest to this trend.

At Region 11's spring meeting, the morning speaker was Ronda Clark, the executive director of the Athens Community Food Initiatives in the southeast Ohio area ([www.communityfoodinitiatives.org](http://www.communityfoodinitiatives.org)). This fantastic non-profit organization is dedicated to helping people grow their own food in the greater Athens County area as well as helping promote self-sufficiency as it relates to basic food production, preservation and preparation. Through several programs (Community Composting, Seed Saving, Free Seed Project, Community Gardens, Edible Schoolyard Project and a Farmer's Market Donation Station) this vital organization is cultivating hope one garden at a time.

"Gardens, scholars say, are the first sign of commitment to a community. When people plant corn they are saying, let's stay here. And by their connection to the land, they are connected to one another." -- Ann Rover

A tough economy and concerns on the rise about climate change, pollution and one's health offers an opportunity to welcome new members into your local garden club. Make sure your community knows that your club is there to help these new gardeners make their lives healthier and the community stronger. By focusing on your own yard and neighborhood, you can green up your lifestyle and in turn the planet starting today! YOU can make a difference.

Perennially Yours,

Vicki Ferguson,  
President  
The Ohio Association of Garden Clubs Inc.

**Liaisons 2008-2010****Mohican School in the Out-of-Doors**

George Christ  
5370 Bunkerhill North Rd.  
Butler OH 44822  
419-938-6671  
[gchrist44140@yahoo.com](mailto:gchrist44140@yahoo.com)

**Ohio State Fair Flower Show**

Jim Chakeres  
402 Reinhard Ave.  
Columbus OH 43206  
614-264-1026  
[jchakeres@ohiopoultry.org](mailto:jchakeres@ohiopoultry.org)

**Wahkeena Nature Preserve**

Tom Shisler  
2200 Pump Station Road  
Sugar Grove OH 43155-9665  
800-297-1883  
[wahkeena@greenapple.com](http://wahkeena@greenapple.com)

**Website Coordinator**

Jan Harmon  
405 Craggy Creek Dr.  
Chippewa Lake OH 44215-9714  
330-769-2210  
[webmaster@oagc.org](mailto:webmaster@oagc.org)

**OAGC Counselors 2008-2010**

Dr. Gary Anderson  
3380 Triway Lane  
Wooster OH 44691-9146  
330-264-4551  
[anderson.35@osu.edu](mailto:anderson.35@osu.edu)

Barbara Sheets  
P O Box 2  
Harrisburg OH 43126  
614-877-4746  
[bsheets@oagc.org](mailto:bsheets@oagc.org)

Babs Sabick  
Trip Coordinator  
1128 Darlington Dr.  
Beavercreek OH 45434-6304  
937-429-0987  
[bsabick@oagc.org](mailto:bsabick@oagc.org)

Helen Horst  
1375 Schrader Rd. SW  
N. Lawrence OH 44666-9219  
330-832-2369  
[hhorst@oagc.org](mailto:hhorst@oagc.org)

Jean Walton  
53 Northpointe Ln.  
Newark OH 43055-3279  
740-344-7424  
[jwalton@oagc.org](mailto:jwalton@oagc.org)

## BYLAWS REVISION SUMMARY

The monumental task of revising the *OAGC Handbook for Garden Clubs* is underway. Though daunting, it is a work in progress but the first step was to start with the OAGC bylaws. The Handbook Revision committee has been meeting for over a year and the revised bylaws will be voted on by club delegates at our convention this July. Many changes in the bylaws revision are merely consistency or typographical corrections in nature. One might notice that OAGC is referred to as The Association throughout the bylaws. Please note, OAGC is not changing the name of the organization; this just helps the word flow in the bylaws. The term chairman/men is changed to chair/s, and the position of the assistant secretary would now to be renamed the sales secretary which is more reflective of the position.

Article IV addresses how to handle vacancies of officers and securing a surety bond for all officers and chairs who handle money on behalf of the organization.

The biggest change comes under Article V. Previously the board of directors was comprised of the executive officers, regional directors, chairs of state

committees, liaisons and counselors. This creates an imbalanced board with a majority of members being appointed rather than elected. The committee recommends that the board of directors be comprised only by those elected to their positions; that being the executive committee and the regional directors. This by no means lessens the value of the state chairs, counselors and liaisons. The organization could not function without these dedicated supporters.

Article XII updates how future revisions to the bylaws would be publicized. Currently, amendments or revisions must be published in *The Garden Path*. The change would allow for future bylaw revisions to be published on the website as well, thereby saving publicity and postage expenses.

The newly inserted Article XIII is a Statement of Dissolution. The committee strongly recommends that every club include a similar statement in their own bylaws.

Any questions can be referred to the Handbook Revision Committee; Vicki Ferguson - chair, Sharon Ware, Mary Lee Minor, Peggy Case, Marlene Purdy, Sue Hamlet, Stephanie Patrick, Jean Walton and Babs Sabick.

## OAGC HAS SOMETHING FOR EVERYONE

More and more these days one will hear the words, "In these troubled economic times....." followed by some dire commentary. Well, let's change that! Let it be said that in "these troubled economic times" one of the best values for the money is The Ohio Association of Garden Clubs!

These days your membership in OAGC delivers more bang for the buck. Seriously! No matter what your interests are, it is all there and ready and waiting for you to join your gardening friends from around the state.

If you are a horticulturist, show off your green thumb by entering floral competitions at the club, regional and state level. To learn more about growing, attend the Exhibitors' and Judges' School, convention workshops and regional meetings. Attend Gardeners' Day Out. Start your own seeds through the Gardening for Excellence program.

If you are the artistic type, attend the Exhibitors' and Judges' School. This valuable learning opportunity provides an opportunity to hone your floral artistry skills; from the basic to the latest creative trend. Enter the regional and state convention flower shows. Enter the Faye Collins Designer of the Year Contest. Hold a Design Study Workshop.

Do you value our youth? Get involved, or better yet, start a Junior Garden Club. Promote the OAGC Foundation Scholarship to college students interested in horticulture. Check out Mohican School in the Out-of-Doors. Encourage juniors to enter the junior contests. The seeds planted in today's juniors will grow into our future gardeners and designers.

Do you feel the call of the wild? Attend the Nature Study Camp. Take advantage of nature hikes. Hit the road and take a trip to visit Wahkeena Nature Preserve.

Want to make an impact in the world? Develop a beautification project in your town and then enter it in the Beautification contest. Share your knowledge with the community through informative club programs.

Do you like to travel? Hit the road with OAGC on the annual bus trip. This is your opportunity to see gardens and attractions outside of our state with friends from around Ohio.

Other membership perks include a subscription to *The Garden Path*, OAGC's official quarterly publication, free admission to Wahkeena Nature Preserve and a discount at Wade and Gatton Nursery. How great is that? Not to mention all the great sales deals found at the OAGC sales tables at the regional meetings, convention and Exhibitors' & Judges' School. You'll find that you get even more out of OAGC when you participate in its many activities. So do something exciting for yourself; Come grow with us!

**EXHIBITORS' AND JUDGES' SCHOOL**

Jo Ann Graham, Exhibitors' and Judges' Chair

It does not seem possible that in September we will finish the last school in the present series of Exhibitors' and Judges' Schools. The Ohio Association of Garden Clubs, Inc. Executive Board has approved a change from a six series cycle School to a series of four schools cycle. At this time the details have not been worked out. Look for more information this fall.

School # 6 will feature Advanced Creative Designs by Faye Collins McGinnis; Plant ID by Charlene Margetiak; Roses by Juanita Wilkins; Fruit, Vegetables and Herbs by Marlene Purdy; Terrariums, Indoor Topiaries and Dish Gardens by Babs Sabick; Planning and Staging Flower Shows by Nancy Annis; Orchids and Bromeliads by Jean Walton; and Caladiums by Mary Lee Minor.

Plan now for School # 6, September 21 – 22, 2009. The school will be held at the Crowne Plaza Columbus North Hotel. **The deadline for registering is August 30, 2009.** A registration form can be found on page 15 of this issue of *The Garden Path*. Remember there is a **late fee if you register after August 30, 2009. There will no refunds after the August 30th deadline.**

The Crowne Plaza Hotel Columbus North **will charge regular room rates** not the OAGC rate of \$89.00 for School # 6 if you make reservations after August 30, 2009. Phone number for the hotel is on the registration form on page 15 of this issue.

Exhibitors and judges also look forward to the many vendors at the schools. Schools are a great place to purchase containers, plants, note cards, treasured wood, dried plant material, books, and many design and horticulture materials.

We hope to see many student judges, judges, and exhibitors at School # 6.

**RECYCLE AND SHARE**

Kathy Martino, Nature and Beautification Chair

During a time of concern for our earth, we are thinking solar energy, composting, recycling, and volunteerism. What can your club or region do to help your community?

Your club has no money? Why not take the time to divide your perennials and spruce up a corner of your community. Join forces with a scout group or junior garden club to help with the planting. Now is the time to share your gardening knowledge with our youth. They are our future!

A great beautification project could be created with combined efforts. Make a journal and take pictures during your project and through the seasons. Notify your regional nature and beautification chairperson to have your project judged. Contest details on pages 88-92 in the *OAGC Handbook for Garden Clubs*.

Recycle and reuse, do you have any clever ideas? In upcoming issues of *The Garden Path*, I would like to share your ideas with the rest of our club members. Please email your ideas on recycling household items into your garden to [kmartino@oagc.org](mailto:kmartino@oagc.org).

Here are a couple of my ideas: use old golf balls to mark the placement of your spring blooming bulbs. You won't dig into your bulbs when adding new bulbs in the fall. Did you know rubbing the inside of a banana skin on mosquito bites and bee stings will take the discomfort away in seconds? Bananas contain polysaccharides and sugar. Polysaccharides soothe and the sugar has mild anti-microbial properties. Now send me those great ideas that keep you awake at night.

Sow seeds of hollyhocks, English daisies, foxgloves, violas, Canterbury bells and Sweet William into the garden now for next year's bloom.

Do you have fall blooming crocus in your garden? If not, start looking for them in your local garden center. Plant them right away and enjoy those blooms in September.

**PROGRAM BOOKS**

Martha Singleman, Program and Therapy Chair

Superior Awards Certificates for Program and Therapy books will be presented at Convention, July 15, 2009.

If you are not there, your Regional Director will pick them up for you.

If your club needs program ideas, the Program and Therapy books will be on display for you to view at a designated room on Tuesday.

The Regional Directors will pick them up the Wednesday morning and will take them to the fall regional meetings.

When planning your new program books:

- a. be sure to look at the score sheets to see what you might have overlooked.
- b. be sure to include educational exhibits.
- c. be sure to list activities in the month in which they occur. Some clubs list items in the contents, but didn't put them in the book elsewhere, like fair flower shows or other shows. Be sure they are listed in the month when they occur.

Your 2008 - 2009 Program and Therapy contest books can be sent at the completion of the current program year (October 1 through December 15.)

Have a great summer and I hope to see you at convention.

**FUN FACTS ABOUT FINCHES**

Kim Cromwell, Junior Chair

Hey kids, check out some facts about the American Goldfinch.

Did you know that the American Goldfinch is 4-5 inches in length and has a wing span of 7-9 inches? Their weight is less than one pound; it can vary from 0.39 ounces to 0.71 ounces. The small bill is pink, pointed, and conical shaped, and the tail is short and notched.

Do you know what the American Goldfinch eats? The American Goldfinch eats seeds, insects and berries, although they prefer thistle seed. The finch is attracted to feeders using thistle seed which can be obtained from any garden supply store rather inexpensively.

Are they always the same color? They vary in color in the spring/summer season to fall/winter season. The male (spring/summer) has a bright yellow body and black cap, tail, wings (with white wing bars). In the fall/winter season, their color changes to a yellowish-brown body with the same black marking as spring/summer. The female (spring/summer) is yellowish-green with a black tail and wings (with white wing bars.) Her color in the fall/winter season is grayish-brown with dark brown tail and wings (with white wing bars.)

What about their nests? When the finches nest, they build their nests in trees or shrubs 4 to 20 feet above the ground. The nest will be constructed from weeds, vines, and downy filaments from wind dispersed seeds, such as dandelions.

Facts that most people probably don't know: most finches molt once per year in the fall, but the American Goldfinch molts a second time in the spring. The second molting brings out their beautiful yellow breeding color, supporting their nickname "wild canary". The female will often leave the male, with babies still in the nest, to find another mate. In the winter, these birds can be found in large flocks. During the breeding season, they will feed in much smaller groups.

Place your thistle seed feeder in a place where you can watch the finches feed this summer.

The finch is a beautiful bird that will continue to visit your yard all season long.

**CONGRATULATIONS**

**The Butterflies Junior Garden Club of Region 3 is celebrating its 25th year! Charlene Thornhill has served as leader all 25 years!**

**Creston Garden Club of Region 14 celebrated its 70th anniversary in April.**

**Newark Garden Club of Region 8 celebrated its 80th anniversary in June.**

## ENJOY YOUR GARDEN FLOWERS in YOUR HOME

Jo Ann Graham

Many of us love to bring our favorite garden flowers and foliage into our homes to enjoy. You want them to last as long as possible, so there are several things to keep in mind.

First you need to make sure your vases or containers are very clean. Generally washing them in hot soapy water will do the trick. If they have had decaying plant material in them previously, add a couple drops of bleach to the water. This will destroy any bacteria that might harm future plant material.

You can't just go into your garden and cut your favorite flowers or plant material to use in a bouquet or artistic design and expect them to last. You need to harden or condition your plant material. The word 'harden' means to make turgid, tight, or compact. You are encouraging the flowers or foliage to take up as much water as they possibly can. Proper hardening is perhaps the most important step in preparing plant material for your home. It will help prevent the flowers from wilting.

Take a bucket of lukewarm water with you to the garden. Cut flowers early in the morning or late in the afternoon. The water in the bucket need not be too deep, three or four inches is usually plenty. Immediately place the cut stems in the water. If this is not possible, then cut a small piece of the stem after they are brought inside and just before placing the stems in water. Be careful not to place leaves under water as they will decay or rot on some flowers. This is especially true with zinnias.

Use a sharp knife to cut the plant material. This is better than scissors since it doesn't crush the stem. Make a slanting cut to expose the water tubes and to prevent the stem from resting flat on the container bottom which could block water tubes and allow sediment on the bottom to be taken up to clog the tubes.

All wooden stems should be crushed or split so that a larger absorption surface is in contact with the water. Use a small hammer to do this.

Burn or put in hot water all flowers with milky stems. These are flowers like poppies or dahlias. Burning or searing coagulates sap in the ducts

before it can enter the water conducting tissues to clog them. Some gardeners feel searing is preferred to using hot water.

In searing use a candle, gas flame, or match. Hold the stem of the flower thirty to forty-five seconds over the flame. Sear about two inches of the stem. Sear immediately upon cutting or re-cutting. Place immediately in cool water. Water can pass through burned plant tissue.

For hot water, hold the stem in the hot water until the stem feels warm. Again, about two inches of warm stem is enough. Immediately place in cool water. This is suggested for sunflowers, if they tend to wilt for you.

If you have trouble with rudbeckia or gloriosa daisies wilting, try this suggestion. Dip the cut stems in rubbing alcohol for a few seconds.

Experiment with your flowers and see what method works for you!

### FOUNDATION UPDATE HELP MOHICAN DIG A HOLE

In 2008 the OAGC Foundation provided a grant to the Mohican School in the Out-of-Doors for a pond study. The results indicate that a pond can be dug. This pond will provide on-site opportunities for students at this outdoor educational facility. Mohican School in the Out-of-Doors is now seeking funds to begin the construction of the pond. The OAGC Foundation is supporting this effort with a small grant.

Additionally, a temporary restricted fund has been established with the OAGC Foundation for the Mohican Pond. All donations received to this fund will go directly to Mohican for the pond construction. So let's help Mohican School in the Out-of-Doors "Dig their Hole" by sending your tax deductible donation to the OAGC Foundation. Please make a notation on memo line noting it is for the Mohican Pond. Donations may be sent to the OAGC Foundation treasurer, Jean Walton (address on page 3.)

Deadhead the developing seed pods on rhododendrons and azaleas to improve next years bloom. Be careful not to damage next year's buds which may be hidden just below the pod.

**"BITTERSWEET" DECISIONS**

Roxanne Malone, Plant Promotion Chair

Similar in appearance with their vines and berries the North American vine, *Celastrus scandens* is known to the harvesting eye of gardeners and country folk as "American *false* (native) Bittersweet" versus the lesser-known "Oriental Bittersweet" *Celastrus orbiculatus*. But *C. orbiculatus* is making itself known on American soil as a deciduous woody perennial that grows as a climbing vine and a hardy trailing shrub. This trend of non-recognition may not last for long as one challenges the other for territory!

Determining native versus exotic, one must examine the vines. Oriental bittersweet bears noxious thorns and the female plant boasts its berries along its vine opposed to the native variety that clusters its berries at the tip of its vines. The most common distinction is the impact the Oriental variety has on the environment. While in some areas it has become a protected species, the native variety is threatened to its limits. Being menaced in its own habitat, native bittersweet is being threatened to rarity by the suffocating effects caused by the Oriental variety. Oriental bittersweet will cause death to trees by the suffocating effects of overgrowth from the vine as it uses the tree structure as a foundation. Engulfing the tree and other vegetation by slow suffocation girdling vines measured as great as 4 inches in diameter taking all victims in its path creating the "Jack-in-the-beanstalk" effect. Trees have been known to have been up-rooted by the shear weight of the vine during windstorms from its heavy crown of entrenched vines. To add "bitter" to the sweet," the damage from its environmental impact doesn't end here.

The Oriental variety boasts a deeper red berry than the vibrant tangerine color we are accustomed to seeing; thus attracting more birds. This will cause a wider dispersal of seeds in bird droppings that boast a higher germination rate from a wider spectrum light absorption rate. Color then helps with the successful prolific spreading of seeds to displace the native variety! ARGHHHH!


While both may be successfully used in making fall wreaths caution is recommended. During harvesting humans are also responsible for spreading the seeds of the Oriental variety. We traipse through the rural alcoves in search of this ornamental fall fruit-bearing bittersweet vine be ye native or Oriental! We reap what we sow so it is important to know the difference!

Eradication, or a "bittersweet ending" may be successful but I caution you to research your control methods since most sprays will harm your trees and shrubs you are trying to protect. Run-off is also always a concern. There are no biological controls at this time but the tried-and-true methods of "manual and mechanical" are still respected as environmentally friendly! Plants can be hand-pulled but caution is advised as root stems will sucker out and re-stem themselves or re-sprout from the base. Wishing you successful gardening, it becomes a no-brainer for me in this bittersweet victory for my choice of the native variety versus the Oriental! Knowing-growing-showing & sharing!

***Wild Ohio: The Best of Our Natural Heritage***

Jim McCormac and Gary Meszaros. Kent State University Press. 2008.  
208 pages. Publisher's price, hardcover: \$49.95. ISBN 978-0-87338-985-3

If you have lived in Ohio long enough and driven its byways you might already know how diverse our beloved state can be. But when you see it through the words of Jim McCormac and the photographs of Gary Meszaros you will be astounded. It's a sad fact to note that Ohio has lost over 90% of its wetlands and over 99% of its original prairie since the settlers arrived. The forty sites featured in this new book highlight incredibly diverse habitats and represent some of our best remaining natural areas from all around the state. Though it may seem that many of the flora and fauna noted in the beautifully documented book are on borrowed time, it just might encourage the reader to get out there and see these gems for themselves - and then take an active step in environmental stewardship. (Note: Jim McCormac authored *Birds of Ohio* and will be a keynote speaker at the 2009 OAGC convention. He is the recipient of the American Birding Association's 2009 Ludlow Griscom Award which is given to a person who has dramatically advanced the state of ornithological knowledge for a particular region.)



**OAGC SLIDE LISTING**

- S1 Discover the Pleasure of Roses -All America Rose Selections
- S2 Roses - Queen of the Flowers
- S3 The Versatility of Shrubs & Hedges-The Workhorses of Garden Design
- S4 The Versatility of Perennial Flowers
- S5 The Versatility of Annual Flowers
- S9 Succulents & Cacti -The Fleshy and the Ferocious
- S11 Flower Arranging - An Art for Designers
- S12 Kaleidoscope '85 & '86 - Creativity in Floral Designs (Bob Thomas seminars) by the American Guild of Flower Arrangers
- S15 Landscaping Do's and Don'ts by Doris Schuster
- S18 Iris - Flower of Song
- S19 Iris - Goddess of the Rainbow Garden Magic
- S21 Bulbs - Spring Flowering
- S22 Bulbs - Summer Flowering
- S23 Glen Helen Nature Preserve - Ohio's Best Kept Secret
- S24 Wahkeena - Most Beautiful
- S26 Flowering Houseplants - A Joy Forever
- S27 Foliage Houseplants - Green & Growing
- S29 Bloom At All Seasons
- S30 Where Have All the Bluebirds Gone by North American Bluebird Society
- S36 Perennials for Ohio Gardens
- S38 Decorating for the Holidays
- S39 Victor H. Ries - A Master Gardener's Garden
- S40 A Visit to the Gardens of Great Britain & Europe with Victor H. Ries
- S41 Good Plants You Don't Want to Overlook by Victor H. Ries
- S42 Trivia & Folklore of Garden Flowers
- S44 Narcissus Planning for a Succession of Bloom
- S47 Spring & Summer
- S48 Autumn & Winter
- S53 Enjoying Nature
- S54 Ohio - The Heart of it All
- S55 Ohio - A Walk Through History
- S56 Ohio State Parks
- S58 A Time to Garden
- S59 A World of Wildflowers #1
- S60 A World of Wildflowers #2
- S62 Williamsburg Christmas & Flower Arrangements
- S63 Williamsburg Arrangements
- S64 Williamsburg Gardens
- S71 Walls, Hedges and Benches - The Backbone of Garden Design
- S72 Daylilies - Beauty for a Day by Ed and Virginia Myers
- S73 Backyards for Butterflies - Flowers of the Air
- S74 Backyards for Wildlife
- S75 What is a Hosta?

**VHS TAPE LISTINGS**

- V1 Roses and Perennials, Perfect Partners, Jackson and Perkins (25 min.)
- V2 E & J School Programs 1988 by Bob Thomas
- Convention Programs by Gloria Fietas:**
- V5 Nature's Essence, Key to Creativity (53 min.)
- V6 A Sail-a-bration of Floral Artistry (50 min.)
- Gardening from the Ground Up with John Bryan (28 min.)**
- V11 Cacti & Succulents
- V12 Containers
- V13 Herbs
- V14 Landscaping
- V15 Lawns & Groundcovers
- V16 Love Your Plants
- V17 Pests & Diseases
- V18 Seeds of Spring
- Yardening with Jeff Ball - excellent series (45 min.):**
- V19 War of the Weeds - **Missing**
- V20 How to Design a Flower Garden
- V21 How to Grow Plants in a Greenhouse
- V22 How to Grow Roses
- V23 How to Grow and Cook Fresh Herbs
- Better Homes & Gardens:**
- V25 Foolproof Flower Beds (55 min.)
- V26 Solving Landscaping Problems ( 45 min.)
- Cookbook & Field Guides with Jim Meuninck (60 min.):**
- V30 Cooking With Edible Flowers & Culinary Herbs
- V31 Edible Wild Plants
- V32 Trees, Nuts, Shrubs and Berries
- National Audubon Society (55 min.):**

- V35 Hummingbirds Up Close
- V36 Owls Up Close
- V40 The Joy of Flower Arranging #1 (60 min.)
- V41 The Joy of Flower Arranging #2 (60 min.)
- V44 The Glorious Art of Christmas Decorations with Valerie Arelt -56 min
- V45 Christmas Florals - ideas for home & gifts (53 min.)
- V46 Naturals, Drying and Preserving (50 min.)
- V47 Judging a Flower Show, 1997 Region 12 Fall Flower Show, judged by Janet Bolin
- V50 The Art of Gardening by Mary Higgins
- V51 Renovating A Perennial Bed
- V52 Water Gardens (30 min.)
- V53 The Art of Landscaping, Shopping & Planting (60 min.)
- V54 Pruning Shrubs with Mark Kane (25 min.)
- V56 Catalog of Ornamental Grasses (30 min.)
- V57 Orchids, Jewels of the Rainforest (35 min.) **Not available at this time**
- V60 Victory Garden Vegetable Video (60 min.)
- V63 Composting: A Recipe for Success (25 min.)
- V69 Wild in the City - guide to growing your own wildlife oasis (30 min.)
- V71 Attracting Birds to Your Backyard (52 min.)
- V72 Attracting Butterflies to Your Backyard (58 min.)
- V73 Trees - Eyewitness Video Series
- V74 Lynette Jennings Celebrations of Summer
- V75 Lynette Jennings Celebrations of Harvest
- V76 Lynette Jennings Celebrations of Christmas
- V78 Roses for Every Garden from Jackson and Perkins
- V79 Planting, Pruning, Propagating featuring Jeff Cox
- V80 How to Create Your own Wildflower Meadow from the Vermont Wildflower Farm
- V81 Highlights of the 2004 Philadelphia Flower Show

**JUNIOR VIDEOS**

- Jr. V1 Kids Gardening Video by National Gardening Assn., Get Ready, Set, Grow (also excellent for adults)
- Jr. V2 The Rotten Truth - landfills, recycling, etc. (30 min. - also excellent for adults)
- Jr. V3 Going, Going, Almost Gone! Animals in Danger (28 min.)
- Jr. V4 My Amazing Garden - Kids Showing Kids How to Grow (30 min.)

**DVDS**

- D1 Williamsburg Christmas Style with Cindy Cragg (50 min.)
- D2.Rebecca's Garden with Rebecca Kolls' Rose Gardening (52 min.)
- D3 Rebecca's Garden with Rebecca Kolls' Spring Gardening (54 min.)
- D4 Rebecca's Garden with Rebecca Kolls' Herb Gardening (72 min.)
- D5 Rebecca's Garden with Rebecca Kolls' Summer in the Garden (73 min.)

**Each DVD rental is \$10.00; VHS Tape Rentals \$10.00 & Slide Rentals \$5.00**

**ORDER BLANK FOR SLIDES, VIDEO & DVD PROGRAMS**

To guarantee a slide set, videotape or DVD for your club's program, they must be ordered by mail 30 days in advance. Select a back up program, just in case your first choice of slide/video/ DVD is already ordered or in use by another club.

**Please make a first and second choice:**

1st Number \_\_\_\_\_ Title \_\_\_\_\_

2nd Number \_\_\_\_\_ Title \_\_\_\_\_

Club Name: \_\_\_\_\_

Club Code: \_\_\_\_\_ Region: \_\_\_\_\_ County \_\_\_\_\_

Showing Date: \_\_\_\_\_ Phone: ( ) \_\_\_\_\_

Send to: \_\_\_\_\_

Rental fee: \$5 for each slide program. \$10 for each video or DVD program. All programs for juniors are free.

**Make check payable to OAGC and send your request to: Media Chair, Susy Spence, 125 E. Sharon Rd., Cincinnati OH, 45246-4526**

## Gardening For Excellence

Charlene Thornhill, Horticulture Chair

The goal of our Gardening for Excellence program is to promote growing plants, especially new introductions, rare varieties, or unusual varieties from seeds donated by seed companies or from OAGC members.

This program provides seed companies an opportunity to make their seed varieties known to gardeners in Ohio and in turn, provides the companies with information on how certain varieties grow and produce in average home gardens in Ohio.

Each participant is to keep a record of planting date, method used for planting, germination rate, production of flowers or vegetable and any other pertinent information.

This record is then returned to the state horticulture chair by October 1 and results are reported back to the seed companies.

Participants in the Gardening for Excellence program should be willing to share their knowledge and experience of growing by opening their gardens for tours, giving demonstrations or programs, exhibiting in flower shows and sharing results with others.

We are grateful for the seed companies that donated seeds in 2009:

**Goldsmith Seeds, Inc.** 2280 Hecker Pass Hwy., PO Box 1349, Gilroy CA 95020, [www.goldsmith.com](http://www.goldsmith.com)

**J. W. Jung Seed Company**, 335 S High St., Randolph WI 53957, [www.jungseed.com](http://www.jungseed.com)

**Companion Plants**, 7247 N. Coolville Ridge, Athens OH 45701, [www.complants@frognet.net](mailto:www.complants@frognet.net)

**Herman's Garden donated by Seed Savers Exchange**, 3094 North Winn Road, Decorah IA 52101, [www.seedsavers.org](http://www.seedsavers.org)

**Select Seeds**, 180 Stickney Hill Rd., Union CT 06076, [www.selectseeds.com](http://www.selectseeds.com)

**American Meadows**, 223 Ave., D #30, Williston VT 05495, [www.AmericanMeadows.com](http://www.AmericanMeadows.com)

**Geo. W. Park Seed Co. Inc.**, 1 Parkton Ave., Greenwood SC 29647, [www.parkseed.com](http://www.parkseed.com)

**W. Atlee Burpee & Co.**, 300 Park Ave., Warminster Pa. 18974, [www.burpee.com](http://www.burpee.com)

**Harris Seeds**, 355 Paul Road, Rochester NY 14624, [www.harriseseeds.com](http://www.harriseseeds.com)

**Seed Savers Exchange**, 3094 North Winn Rd., Decorah IA 52101, [www.seedsavers.org](http://www.seedsavers.org)

**The National Gardening Assoc.** 1100 Dorset St., South Burlington VT 05403, [www.garden.org](http://www.garden.org)  
[www.kidsgardening.com](http://www.kidsgardening.com) [www.reneesgarden.com](http://www.reneesgarden.com)  
Plants from:

**Scioto Gardens**, 3351 St. Rt. 37 W., Delaware OH 43015, [www.sciotogardens.com](http://www.sciotogardens.com)

**Proven Winners®**, 1646 16<sup>th</sup> Ave. NE, Issaquah WA 98029, [www.provenwinners.com](http://www.provenwinners.com)

**Catalog from Baker Creek Heirloom Seeds**, 2278 Baker Creek Road, Mansfield MO 65704, [www.rareseeds.com](http://www.rareseeds.com)

**OAGC member Jackie Miller**, 145 N. Main Street, Waynesville OH 45068

Check out their websites and see what they specialize in. Order a catalog. Make these companies your first priority in purchasing seeds in the future.

### IN MEMORIAM

Compiled by Margie Graft, Publicity Chair

#### Region 2

**Bernice (Peoples) Imhoff** (98) 3/15/2009  
Wayside Mt Gilead Garden Club

**Zelma L Cox** (93) 3/15/2009  
Happy Hours Garden Club

#### Region 3

**Rosemary Bridenbaugh**, 12/12/2008  
Founder of Morning Glory Garden Club

#### Region 4

**Sissy Dowd** 1/26/2009  
Des Fleurs Garden Club

**Mildred Fredericks** (95) 8/27/2008  
OAGC Life Member

**Phyllis Wanger** 2/16/2009  
Four Seasons Garden Club

**Goldena Thacker** 9/2008  
Day Heights Garden Club last charter member

#### Region 7

**Frances Tighe** 3/18/2009  
The Town and Country Garden Club

#### Region 9

**Barbara Blum** 3/27/2009  
Logan Elm Garden Club

#### Region 14

**Isabelle Sowers** 2/23/2009  
Doylestown Garden Club

**Charlotte Wolnik** 2/2009  
Briarwood Beach Garden Club

## 2009 FOUNDATION DONATIONS LIST

**Thank you for your continued support of these active OAGC Foundation projects.**

Donations are to be sent to the OAGC Foundation Treasurer, Jean Walton, address on page 3. Your donations may be combined on **ONE** check payable to: **OAGC FOUNDATION, INC., for all the listed funds. The current OAGC Funds are: General Fund; Scholarship Fund; Mohican School in the Out-of-Doors Fund; Wahkeena Nature Preserve Fund, and the Nature & Conservation Fund.** \* Please enclose a note with your check stating how you wish the monies distributed, and how much is for each designated fund. You will receive an acknowledgement of your donation, and if yours is a memorial gift, please provide the name and contact information for the next of kin (if known) so we may send them an acknowledgement of your gift. The OAGC Foundation, Inc. is a 501(c)3 public charity. Your gift is IRS tax deductible.

### **GENERAL FUND**

Medina County Garden Clubs in memory of Charlotte Wolnik

### **MOHICAN SCHOOL IN THE OUT-OF-DOORS**

Briarwood Beach Garden Club in memory of Charlotte Wolnik  
Flushing Garden Club  
Whispering Meadows Garden Club  
Fredericktown Garden Club

### **WAHKEENA NATURE PRESERVE**

Groveport Garden Club in memory of Margaret Wilson  
Derby Garden Club in memory of Lois Rouff Brofford  
Flushing Garden Club  
Whispering Meadows Garden Club  
Babs Sabick  
Jean Walton in honor of Tom Shisler  
Fredericktown Garden Club  
Nature Lover's Garden Club

### **NATURE & CONSERVATION FUND**

Flushing Garden Club

### **SCHOLARSHIP FUND**

Our Homes Garden Club  
Fredericktown Garden Club  
Nature Lover's Garden Club

### **MOHICAN SCHOOL POND FUND**

Nature Lover's Garden Club

## **ARE YOU HAVING A FLOWER SHOW?**

Eleanor Long, Flower Shows Chair

You plan, write a schedule, choose a place to have the show, advertise it and get people to exhibit. Members sign up for committees and judges are hired. The show is ready! Why not take pictures and enter the flower show book contest. This is the easy part.

The appointed photographer is ready to take pictures of: the entrance area or welcome area showing any signs or special decorations, such as special buttons or name tags; of club members greeting visitors, including hostess area, registration table or a sales table; show an overall view of the entire show, as well as setting it up, tearing it down and guests viewing the show; include a picture of the judge scoring the show and include an over view of each class and a photo of the First Place winner, with the ribbon visible.

Take photos of Special Class signs and the special attention given to the staging of designs or horticulture exhibits in these classes. Include samples of: invitations sent to the other clubs; class signs and ribbons. If you can't spare the original ribbons take a picture of all of the ribbons before they are awarded.

Include a copy of the script sent to radio and television stations. Include the channel or station. Include the dates and time aired. Send the show information to Jan Harmon for the OAGC web site. Take a picture of it on display on a computer screen for the book.

Distinction is a very important part of the show book. Tell why your show is distinctive. Include a paragraph telling how many years the club has held a flower show. Is it part of a festival? Is there a special idea or meaning behind the title of the show? Did all the club members participate? Include all features which make the show distinctive.

If it is more than a single club show, you must include the names of all individual clubs participating. ABC County Garden Clubs is NOT acceptable just as REGION 28 Garden Clubs is not acceptable. Include on the inside of the cover the name, address and phone for the person responsible for submitting the book.

Be sure the flower show book is mailed to the state Flower Show Chair within 30 days of the show date.

**HELP WANTED**

Donna Foss, Membership Chair

I often hear club members talk about how hard it is to get new members or lamenting the loss of members – and sometimes I'm the one doing the talking. However, I see some clubs that continue to add and retain members. How are they doing that?

I recently was viewing the website <http://www.nationalserviceresources.org/> (Corporation for National and Community Service). In the site search field I typed "recruitment strategy". A list of several resources appeared. The first one was "Recruiting Americorps Volunteers: Creating a Strategy and Making it Work." This is a 26 page online guide that has a wide range of topics that apply to any organization and an excellent list of ideas is given.

The guide lists seven steps:

1. Taking Aim - Setting Ambitious But Realistic Goals
2. Getting Ready - Building a Plan that Can Succeed
3. Building Your Toolbox - Developing and Gathering Your Recruitment Materials
4. A Few Good Members - Who Are You Looking For and Where Will You Find Them?
5. Rolling Up Your Sleeves - Finding and Persuading Potential Applicants
6. Closing the Sale - Following Up on Leads....
7. A Bird in the Hand - How to Retain Your Members

The topic that caught my eye was creating a "Position Description". But I realized to do this; you need to really understand what your club is all about. What positions are you trying to fill? What would this new member be doing? What would you "advertise" that makes your club and OAGC a desirable position to fill? What type of member are you looking to recruit? What are people looking for in your club? Answering these questions may be harder than you think.

We all tend to become content with the way things are and often forget what it was we set out to accomplish. Do you know what OAGC is all about? What are its purpose, goals and motto?

What is your club all about? What has its purpose become and has it fallen away from the original vision? Does the purpose need to be changed to accommodate new members or can your club help create a new club for members with similar goals?

There are no right answers to these questions. But answering them may give you an idea why new members are not coming and why members are not staying.

Everyone comes to a club with great expectations. Do you know what their expectations are? Do you ask them? Can you accommodate their new ideas and goals?

I didn't say this was easy. But you are up to the task if you believe in what you are trying to accomplish – as a person and as a club. Working with your members and discussing these questions will help you create your "Help Wanted" ad.

---

Cut back and fertilize delphiniums and phlox to encourage a second flowering.

**WANTED: DESIGN PHOTOS**

Juanita Wilkins, Design Study Chair

This year's Faye Collins Design Contest had a wonderful response - over three times as many photos as last year. The designers have been notified. The awards will be presented at the 2009 convention. The vast majority of the photos scored 90 points or more. Competition was very tight. It would be wonderful to top this year's response with more entries next year.

When you are designing for flower shows, think about recording your entries with 4" x 6" photos, so you can choose the best ones to enter in the 2010 contest. Remember the entries are due to the design chair, (not Faye Collins), by December 15.

When taking your pictures, take them in the best light from straight in front of your design just as a judge is to view the design. Also, remember to remove any entry tags or ribbons. The design is to be the 'star' of the photo.

A background should be provided, and should fill the entire 4" x 6" photo. If you are taking your photo at the show, and backgrounds are not provided, set up a special place with a neutral background. Any designer can then shoot their photos in front of this background. Remember the table cover should be the same color as the background.

Fifteen percent of a photo's score depends on the quality of the photo and the staging of the design. Award placements have been lost because either the staging of the design, the lighting of the design, or the background does not fill the entire photo. These are all factors that can be controlled by the photographer. It is best to shoot all photos the first day of the show when plant materials are fresh.

Many times it is advantageous to design at home where conditions can be easily controlled. A plain wall can be the background or a large drape. More effective lighting can be provided. A designer can do several types of designs in one day. This can all be done on the days your flowers are blooming and are fresh and there are fewer distractions.

OAGC has wonderful designers and they are all encouraged to enter this contest. Can we make the 2010 contest bigger and better? We would love to have all past designers enter as well as those who have not entered previously.

The photos are judged by a panel of judges. This is a daunting task for these judges. They work hard to be fair and consistent. More entries can be used in all classes, especially Period Design and Traditional Design. Make sure your design fits the category you are entering. The entry sheet has been changed asking each designer to title their design and to list any pertinent information that the judges should know to accurately evaluate the design. This entry sheet will be in the new handbook. The new entry sheets will be available at convention and a copy will be published in the next issue of *The Garden Path*.

---

Weed and fertilize rhubarb and asparagus beds, watering deeply to develop crowns for next year. Mulch with compost or rotted cow manure.

## VIA the GRAPEVINE

Compiled by Margie Graft

**Region 1**

**Wood County Fair Flower Show,** August 4-10 (shows August 4 and August 7.) The artistic theme is *International Flair*. Contact Cathy Nelson at dcalnelson@aol.com.

**Region 2**

**Evergreen G C,** July 1, Smiley Park Children's Garden, "Through the Eyes of a Child" by Louise Hartwig; August 11, trip to Fort Wayne Botanical Gardens; September 3-10, Van Wert County Fair Flower Shows.

**Cloverdale G C,** June 15, Celebrating 77 years as a club; July 20, "Hardy Succulents" by Katie Martin; August 17, "Planting a Shade Garden" by Betty Otto; September 21, "Pests and Diseases of Common House Plants" by Pat Matson.

**Wren Garden Club G C,** July 9, Garden Tour at Heller Nursery in Preble; August 13, "Monarch Butterfly" by Louise Hartwig; September 10, "Mums" by Jeff and Kathy Thomas of Lincoln Ridge.

**Hoe and Hope G C,** July 11, "Daylilies" by Carol Falk; August 13, "Hobby Gardening" by Sue Platt; September 10, "Mystery Herb" by Louise Wineland.

**Happy Hours G C,** July 10, tour of members gardens; August 7, "Preparing Horticulture Specimens for Show"; September 4, Botanical Garden Tour, Fort Wayne, Indiana.

**Lima G C,** July 21, Horticulture Show presented by Eleanor Long, Juanita Wilkins and Rosa Wollenhaupt; August 11, "All about Growing Violets" by Ethel Underwood; August 21, Allen County Fair; September 8, Vancouver's Butchart Garden, by Nutan Behal. Contact for Region 2, Rosa Wollenhaupt.

**Region 3**

**College Hill G C,** July 9, beautification project at the Victor Ries Garden, Wegerzyn Gardens Metro Park, Dayton; August 6, open meeting, Wegerzyn Gardens Metro Park, Nancy Denlinger will judge one flower or leaf brought by members and their guests; September 10, tour Ralph Dull's wind turbines in Union, installation of officers; Contact Mary Sucher, evenings 937-836-7227 or Lynne Hamilton, 937-274-6675.

**Our Homes G C,** July 14, tour of Oregon District gardens; August 11, tour of Cox Arboretum; September 2 and 5 participation in the Montgomery County Fair; September 8, installation of officers. Contact Maureen Aukerman, 937-836-6393.

**New Neighbors G C,** July 21, trip to Meadowview Growers in New Carlisle; July 28, tour of members' gardens; August 18, garden party at the home of Lois and Roger Sutherland; September 2-5, participation in Montgomery County Fair Flower Show; September 15, J.D. Hook's Nursery, program "How to Make Hypertufa Troughs" with Nicki Eccles. Contact Denise Stout, denises@woh.rr.com.

**Darke County Fair Flower Show,** "Explore the USA," August 22 and 26, Greenville. Contact Kim Cromwell, 937-547-0899 or kcromwell@oagc.org for information.

**76th Montgomery County Fair Flower Show,** "Keeping Gardens Green," September 2 and 5, Dayton. Contact Marilyn Fies, 937-836-8955 to enter Artistic Designs and call Susan Keck, 937-278-3154 for Adult and Junior Exhibitor numbers. Contact flower show chair, Patty Loxley, 937-836-7026.

**Region 4**

**The Floras Amo G C,** July 20, at Joan Loos', "The Art of Drying Flowers"; August 17, at Mary Ellen Barbour's, "Making Stepping Stones"; September 21, picnic at Andrea Benson's, installation of new officers. Contact Midge 513-738-3353 or OldMidgeatzoomtown.com or Andrea 513-867-1497 or bensonc@fuse.net.

**Des Fleurs G C,** July 2, trip to Indianapolis to Museum of Art, Gardens and, Oldfield-Lilly estate, White River Gardens; August 6, "Retrospective on Honey Bees and Bee Keeping" with Alex Zomchek; September 3, "Gedded Wetlands, "Conservation and Local Efforts." Contact Linda Alexander info@whitegardeninn.com

**Mt. Carmel G C,** July 18, Pot Luck Picnic at Barb McAninch's, program "Butterflies" by Jane Suida; September 18, at Moore's Specialty Plants in Williamsburg. Mr. Moore will speak on "New Perennials." Contact Barb McAninch, bmcaininch@cinci.rr.com or 513-831-4408.

**Williamsburg G C** will sponsor the 2009 **Williamsburg Garden Tour**, Saturday, July 18, 11 A.M. - 4 P.M. - Rain or Shine! The self-guided tour includes eight gardens, each with its own unique characteristics. Four of the gardens will also feature artists from the Women's Art Club of Cincinnati.

Advance tickets are available for \$7 each from club members. Tickets will be available July 18 at Windy's World, 127 West Main Street, Williamsburg for \$8 each. Call 513-724-3657 (Julie), JulieScraps@aol.com.

**Region 5**

**Rainbow G C,** July 20, Shelby County Fair Flower Show; August 11, "Mum's the Word" presented by Marlene Cruse; September 8, installation of officers. Contact Marie Theis, 937-492-0340.

**Logan County Fair Flower Shows, July 14-19.**

**Fleurette G C,** July 7, "Preparing for the County Fair Flower Show" by Sue Chanay and Karen Feltham; August 1, tour of members' gardens; August 11, "Flower Pounding Art" by Dixie Finley; September 8, Maxine Cole presents "Ohio Heritage Garden at the Governors' Residence."

**Region 6**

**Attica Community G C,** July 21, Hillside Acres Nursing Home to entertain residents, program "Bonsai"; August 4, program "English Knot Gardens"; trip to Kingwood Center during the third week. Contact Robin Rae 419-492-2621, robinwechter@yahoo.com

**Catawba G C,** July 23, Lakeside Home Tour; August 26, trip to Schedel Gardens and Arboretum, Bonsai Garden Exhibit. Contact Diana Martin, 507@cros.net, 419-797-2312

**RFD G C,** July 21, tour of Willow Brook Acres daylilies and hosta; August 18, program "Garden Pests" by Barb Baldosser; September 15, program "Terrific Tulips to Treasure" by Pat Brundage. Contact Mary Gillmor 419-992-4370

**We'Wacker G C,** July 16, "Gardening Quiz"; August 20, "Make a Wild Flower Plate." Contact Robin Wuertz, 419-547-0602

**Whispering Meadows G C,** July 9, tour Bixler Gardens, Fremont; August 13, "Making a Pressed Flower Plate"; September 10, "Making Corn Husk Decorations." Contact Helen Duquette, duquette@cros.net

**Region 7**

**Harlem Twp G C,** July 21, "10 Great Gifts for Gardeners"; August 18, picnic and garden tour; September 15, "Rain Gardens." Contact Nancy Singer, rasnvs@embarqmail.com. 740-965-6374

(Continued on page 14)

## Via the Grapevine (Continued from page 13)

**Knox County Garden Clubs Flower Show**, Knox County Fair, "Reduce, Reuse, Recycle," Horticulture Show, Monday - Wednesday, July 27 - 29. Artistic Show, Thursday – Saturday, July 30 - August 1. Contact Audrey Spearman 740-397-1962 or Jo Ann Graham at jgraham@oagc.org

**Dan Emmett Festival Flower Show**, "On An African Safari" sponsored by the Knox County Garden Clubs, Friday, August 14–16, at the Living Center, 201 North Main Street, Mount Vernon. Contact Audrey Spearman, 740-397-1962 or Jo Ann Graham at jgraham@oagc.org.

### Region 8

**Green Valley G C**, August 10, "Making Hypertufa Pots," at Marge Erman's; September 14, "Master Gardeners' Presentation," Emmanuel Lutheran Church, Contact Marge Erman 740-622-0422

**Grow and Show G C**, July 22, "Making Garden Lights," Ann Jonard's; August 26, picnic location TBA ; September 23, "Tomato Tasting," Bonnie Perkin's. Contact Sue Cowden 740-432-3255.

**Newark G C**, July 10, "Tell Me a Story" Flower Show, Newark Public Library; August 14, tour of Moundbuilders State Park and the Native American Indian Garden with Jim Kingery followed by a tour of members gardens; September 11, "Daylily Culture, Varieties and Hybridizing" by Debbie Hurlbert, First Baptist Church of Newark, Contact Carol Svatora, 740-366-3060 or cjsvatora@hotmail.com.

**Town and Country G C**, July 9, covered dish picnic at the home of Judi and Lewis Norris; August 13, Roscoe Methodist Church, walking tour of Freund's Gardens; September 10, fair preparations, Contact Peggy Sue Fee 740-622-039.

### Region 9

**Darby Valley G C**, July 23, annual picnic, program "Preview Flower Show Designs"; August 20, workshop on "Constructing Fall Arrangements" by Pat Wilson; September 23, Harrisburg Community Center, design workshop conducted by Juanita Wilkins. Contact Ruth Osborne, ruthie37@yahoo.com. Club flower show, July 31 – August 1, "Backyard Imagination," Harrisburg Community Center. Contact Sandi

Adams, 614-877-0715 or sandiadams6023@hotmail.com.

**Groveport G C**, Flower Show, July 4, at the Village Town Hall, downtown Groveport, corner of Main and Front Streets, featuring both artistic designs and a large display of horticulture. Open to the public from noon until 4:00 P.M. Contact Virginia Myers, edvamyers@aol.com.

**Pickerington G C**, July 15, Slate Run Metro Park; August 19, Pickerington Public Library, "Orchids 101"; September 16, picnic lunch in the Hocking Hills. Members and guests will make baskets. Cost is \$20.00. Contact Libby Stearns at 614-837-4455 or Barbara Kochick at 614-837-3951.

### Region 10

**The Garden Clubs of Scioto County** will present two flower shows, August 11 and 13 during the Scioto County Fair. The show theme is "Pick Your Hobby." Contact Carolyn Wilcox, 740-776-4453.

### Region 11

**Washington County Fair Flower Show**, August 29–31, Marietta. Theme is "Architecturally Speaking." Contact Bertha Stone, jestoneh@hotmail.com.

### Region 12

**Four Seasons G C, July 22**, tour of Chuck and Cindy Lewis' garden, program will be "Ground Covers"; August 26, picnic at Marilou Rupert's, program will be "Floral Arrangements"; September 7, flower show "Old Memories" at the Clark Firehouse, Freeport; September 23, at Louise Floyd's, "Wreaths for Holidays." Contact Louise Floyd, 740-968-4650.

### Region 14

**Briarwood Beach G C**, July 20, "Horticulture Flower Show"; August 17, Mystery Trip; September 21, installation of officers. Contact Jan Harmon, jharmon@oagc.org.

**Creston G C**, July 28, "Making Your Own PVC Pipe Planter"; August 25, "Wintering Over Geraniums"; September 29, cookout and "Starting Coleus from Cuttings." Contact Karen Fleming, 330-435-4461.

**Montville G C**, July 16, "Horticulture Flower Show." Contact Grace Romis, 330-725-7606.

**Moreland G C**, July 14, "Phenology" by Professor Dan Herms; August 11, "What Is Wahkeena?" by Tom Shisler; September 8, "Yummy For the Tummy From the Garden." Contact Neva Rutt, nrutt@oagc.org.

**Orrville House and Garden**, July 23, "Scrapbooking: Garden Journal". Contact Elaine Stoltzfus, 330-857-6312.

**Tuslaw G C**, July 16, Garden Party/picnic at Lake Mohawk, plant clump exchange; August 20, Mystery Garden Tour; September 17, "Garden Club 'County Fair'". Contact Helen Horst, hhorst@oagc.org.

**Weed-A-Way G C**, July 13, Flower Show at Smithville Western Care Center; August 10, "Final Plans for Fair Niches"; September 21, Tour of Gardens Video. Contact Mardelle Amstutz, Amstutzkim@bright.net.

**Wide View G C**, July 15, "Preparing for the Fair Show" by Wilma McCurdy; August 5, "Final Plans for Fair Show"; September 16, "Plant and Bulb Exchange." Contact Anne Mae Shoemaker, 330-674-3774.

## GETTING THE WORD OUT

Margie Graft, Publicity Chair

As newspapers shrink or go out of business, clubs must find new ways to publicize their information. Using technology, many clubs are finding a simple way to accomplish this. Web sites are springing up about every subject. Why not start one for your club?

Think about the benefits. First, a club will be able to share information concerning meetings, coming events and even last minute changes. Secondly, pictures can be shared showing exciting events such as flower shows, beautification projects or members just having a fun time at a workshop.

A web site allows members to communicate not only with members of their own club but also with other club members around the state. Imagine being able to tell everyone in OAGC about an important event and inviting them to attend.

There is a free site for garden clubs called "Garden Central." Bryan Thomlison, the founder, will work with your club to help you get started. He can be reached at 1-888-284-5846 toll free or at the web site, <http://www.gardencentral.org/gardencentral>.

**Registration: Exhibitors' & Judges' School #6**

**September 21 and 22, 2009 – Monday and Tuesday**

Crowne Plaza Columbus North –Just off I-71Exit 117  
6500 Doubletree Avenue, Columbus 43229  
Phone: 614 885-1885

I wish to register for two days @ \$80. \_\_\_\_\_

I wish to register for one day @ \$40. Mon.\_\_\_\_Tues.\_\_\_\_

I wish to register for Master Judge Class @ \$15.  
Mon. Evening: \$ \_\_\_\_\_

**Check One:** Exhibitor\_\_\_\_Judge\_\_\_\_Student Taking Test\_\_\_\_\_

Make checks payable to **OAGC**. Do not send cash!

**Mail by August 30, 2009**

\$5.00 late fee if postmarked after August 30, 2009

**No refunds after August 30, 2009**

Mail to:

**Jo Ann Graham, E & J Chair**  
**12515 Pleasant Valley Rd.**  
**Mount Vernon, OH 43050**

E-Mail: jgraham@oagc.org Phone: 740 397-5156

Name \_\_\_\_\_ Region\_\_\_\_\_

Address \_\_\_\_\_

City:\_\_\_\_\_ Zip:\_\_\_\_\_

Garden Club\_\_\_\_\_

Club Code\_\_\_\_\_ Phone\_\_\_\_\_

Email \_\_\_\_\_

Special needs\_\_\_\_\_

PLEASE make hotel reservations at  
Crowne Plaza Columbus North  
6500 Doubletree Ave.,  
Columbus 43229  
614 885-1885  
Rate of \$89.00 single or double.

**Hotel Rates Guaranteed until August 30, 2009**

**CONVENTION MINI SCHEDULE**

**Monday, July 13, 2009 (Note: schedule subject to changes)**

9:00 am – 5:00 pm: Registration; 10am – 5 pm; Sales area open

9:00 am – 1:00 pm: Artistic/Horticulture Flower Show entries;  
Junior Contest entries & Regional Exhibits Set-up

1:00 – 5:00 pm: Convention College

1:00 pm Course: Plants Behaving Badly, Chris McCullough

2:00 pm Workshop: Hypertufa 101 (reservations required)

2:30 pm Course: Native Trees and Shrubs, Brian Jorg

3:45 pm Course: Daylilies, Barb Kedler

6:00 pm: Banquet

7:00 pm (approx): Recognize: Past Presidents; Life Members;  
Judges; Master Design Judges;

Awards: (Gladys Thomas Judge of the Year; Victor H.  
Ries Outstanding Garden Club; Service; Citation;  
Convention Flower Show including Mary Alice  
Earhart Memorial Award; Junior Convention contests)

8:30 pm: *The Earth is Our Garden* design program by Mickie  
Marquis

9:30 – 11:00 pm: Flower Show areas open, Sales areas open

**Tuesday, July 14, 2009**

8:00 am – 12:00 pm: Registration, Sales areas open

8:30 - 11:30 am: Bus tour to Wegerzyn Gardens MetroPark  
(reservations required)

12:00 pm: Luncheon

1:00 pm (approx): Reports (Mohican School in the Out-of-  
Doors; Regional Beautification drawing);

Awards: (Beautification; Shedenhelm; Reed; Jr.  
Master Gardener; Junior Beautification contest;  
Typical Junior Gardener; Outstanding Junior Garden  
Club; Junior Convention contests)

2:30 pm (approx): *If This is Paradise, Why Am I Wearing  
Kneepads?* design program by Mary Lee Minor

3:30 – 5:00 pm: Contest Books on display

5:30 pm: Officer's Reception

6:00 pm: Banquet

7:00 pm (approx): Awards (Photography contest; Convention  
Sweepstakes; Faye Collins Designer of the Year  
contest; Master Gardener; Membership Incentive)

8:15 pm: *Backyards and Beyond: Native Plants, Think  
Globally, Plant Locally* by Jim McCormac

9:30 – 11:00 pm: Flower Show areas open, Sales areas open

**Wednesday, July 15, 2009**

7:00 am: Board Breakfast

8:00 - 11:30 am: Registration, Flower Show areas open, Sales  
areas open

9:00 am: Business meeting; Reports (Secretary, Treasurer,  
President); Awards (Regional contests; Flower Show  
contests; Program and Therapy contests; Publicity  
contests)

12:00 pm: Luncheon

1:00 pm (approx): Reports (Wahkeena Nature Preserve; OAGC  
Foundation; recognize Life Patrons), Present OAGC  
Foundation Scholarships; Daisy Sticksel Conservation  
Award

2:00 pm: *Get Down & Dirty: Improve Your Soil, Improve your  
Health* by Marvin Duren

3:00 pm: Installation of 2009 - 2011 Regional Directors;  
Bylaws vote results; Garden Room Raffle drawing;  
Invitation to 2010 Convention

**Ohio Association of Garden Clubs Inc.  
5229 Arborfield Ct.  
Fort Wayne IN 46835-4636**

### **FOR YOUR INFORMATION!**

#### Recommendations Approved:

The following is a snapshot of the recommendations from the Executive Committee which the Board of Directors affirmed at its spring meeting. Of general interest are the following:

- to create a liaison position of Archival Manager to handle records to be kept and to work with an agency for permanent storage
- to rename Nature Study Camp to Nature Study Retreat; that the Nature Study Retreat coordinator forward all registration fees to the OAGC treasurer who will then pay all fees; all funds of Nature Study Retreat are funds of OAGC
- to suspend regional meetings in Region 15 and accept the resignation of Region 15 Director Dawn Thomason
- to schedule a Regional Director School for incoming regional directors for Monday, August 10
- to authorize Sharon Ware to pursue Shawnee State Park as the site for the 2011 convention as a Rent-a-Resort (OAGC be the only group in the lodge) with an anticipated deposit of \$5000
- to accept changes in the wording of the Faye Collins Designer of the Year Award scorecard
- to provide a \$250 sponsorship for the Midwest Native Plant Conference to be held in Dayton July 24-26, 2009
- to approve instructors for Exhibitors' and Judges' Schools
- to not start a Master Horticulture Program; to discontinue the Master Design Judge Program at the completion of School 6; that those currently in the program be allowed to continue so long as they complete by School 6 and that those having earned the title will hold it as long as they remain an accredited judge; and to have a Floral Design Workshop on the first evening of E&J School under the jurisdiction of the Design Study Chair
- to accept Marilee George as a student judge
- to restructure Exhibitors' & Judges' School to a four school format as outlined by the E&J School Curriculum Revision Committee
- that no make-up tests under the new structure will be allowed for tests not passed prior to School 4
- to require student judges to practice judge four flower shows within a two year period in order to receive certification and that they be required to attend two additional schools without taking tests during the time that they are doing their student judging
- to approve the 2009 convention artistic flower show schedule
- to eliminate pre-approval for the list of judges for all conventions and to allow the chair to select their own judges limiting them to six for artistic work in panels of two and limiting horticulture to eight to judge independently
- to pay registration and the first night's dinner for past presidents and counselors beginning with the 2009 convention